

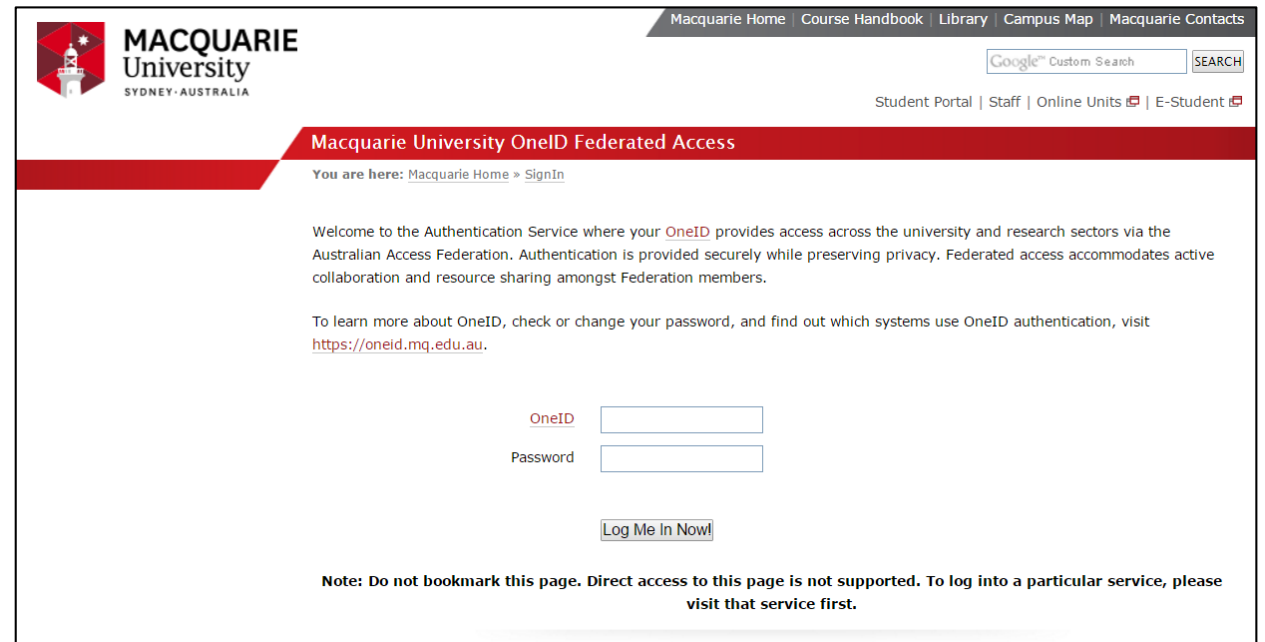
# Pure Research Management System: Claiming a Research Output

## Step 1: Log in to Pure RMS

To log into Pure RMS go to the web address provided to the right. Where possible please use the browser Firefox.

If you cannot log in to Pure please email the address below [rms.support@mq.edu.au](mailto:rms.support@mq.edu.au)

<https://goto.mq.edu.au/myresearch>



The screenshot shows the Macquarie University OneID Federated Access page. At the top, there is a navigation bar with links for Macquarie Home, Course Handbook, Library, Campus Map, and Macquarie Contacts. A Google Custom Search box is also present. Below the navigation bar, the page title is "Macquarie University OneID Federated Access". The main content area includes a welcome message, a "You are here" breadcrumb trail, and a "Log Me In Now!" button. A note at the bottom of the page states: "Note: Do not bookmark this page. Direct access to this page is not supported. To log into a particular service, please visit that service first."

Macquarie Home | Course Handbook | Library | Campus Map | Macquarie Contacts

Google™ Custom Search SEARCH

Student Portal | Staff | Online Units | E-Student

### Macquarie University OneID Federated Access

You are here: [Macquarie Home](#) » [SignIn](#)

Welcome to the Authentication Service where your [OneID](#) provides access across the university and research sectors via the Australian Access Federation. Authentication is provided securely while preserving privacy. Federated access accommodates active collaboration and resource sharing amongst Federation members.

To learn more about OneID, check or change your password, and find out which systems use OneID authentication, visit <https://oneid.mq.edu.au>.

OneID

Password

[Log Me In Now!](#)

**Note: Do not bookmark this page. Direct access to this page is not supported. To log into a particular service, please visit that service first.**

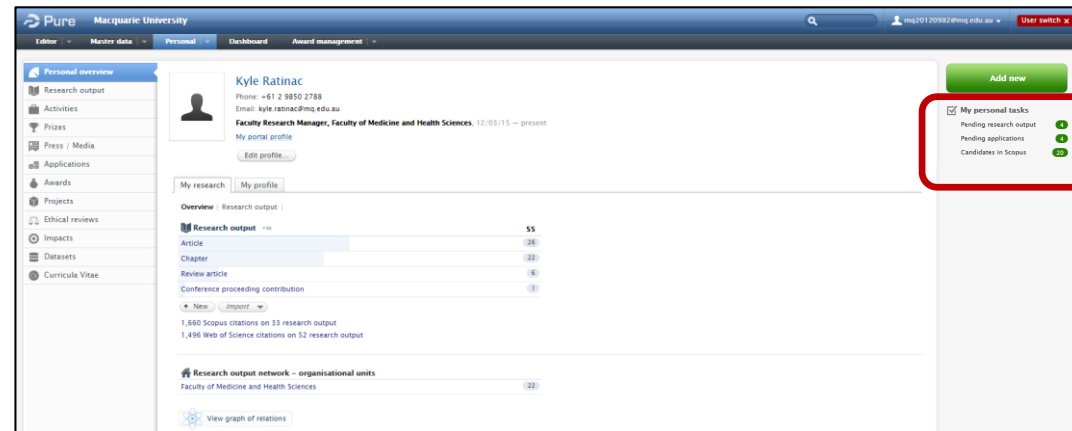
# Pure Research Management System: Claiming a Research Output

## Step 2: Navigation

Once you have logged into Pure, click on “**Candidates in Scopus**”, under the title “**My personal tasks**” on the right-hand side of the screen.

This is list of research outputs that exist in external databases (Scopus , Web of Science or PubMed) that the search engines have identified as potential matches.

Here you can search for relevant research outputs.



The screenshot shows the Pure Research Management System interface for Kyle Ratinac. The 'My personal tasks' section is highlighted with a red box, showing the following items:

- My personal tasks
- Pending research output (4)
- Pending applications (4)
- Candidates in Scopus (20)



The close-up shows the 'My personal tasks' section with the following items:

- My personal tasks
- Pending research output (4)
- Pending applications (4)
- Candidates in Scopus (20)

# Pure Research Management System: Claiming a Research Output

## Step 3: Importing research outputs

Scroll down and choose a research output

**If the publication is not yours:**

➤ Click “**Reject**”

### Import candidates from Scopus for Test Academic

**Genetic structure of populations of  $\beta$ -haemolytic Lancefield group C streptococci from horses and their association with disease**  
L. R. Jorm, D. N. Love, G. D. Bailey, G. M. McKay, D. A. Briscoe, 1994, vol. 57, issue 3, p. 292-299. Research in Veterinary Science  
[Link to publication in Scopus](#). DOI.  
Found: 22 Feb 2017 2:47  
 XML | DOI

Article

**Erratum: Description of *Porphyromonas circumdentaria* sp. nov. and reassignment of *Bacteroides salivosus* (Love, Johnson, Jones, and Calverley 1987) as *Porphyromonas* (Shah and Collins 1988) *salivosa* comb. nov. (International Journal of Systematic Bacteriology 42:3 (436))**  
D. N. Love, G. D. Bailey, S. Collings, D. A. Briscoe, 1993, vol. 43, issue 3, p. 630. International Journal of Systematic Bacteriology  
[Link to publication in Scopus](#).  
Found: 22 Feb 2017 2:47  
 XML

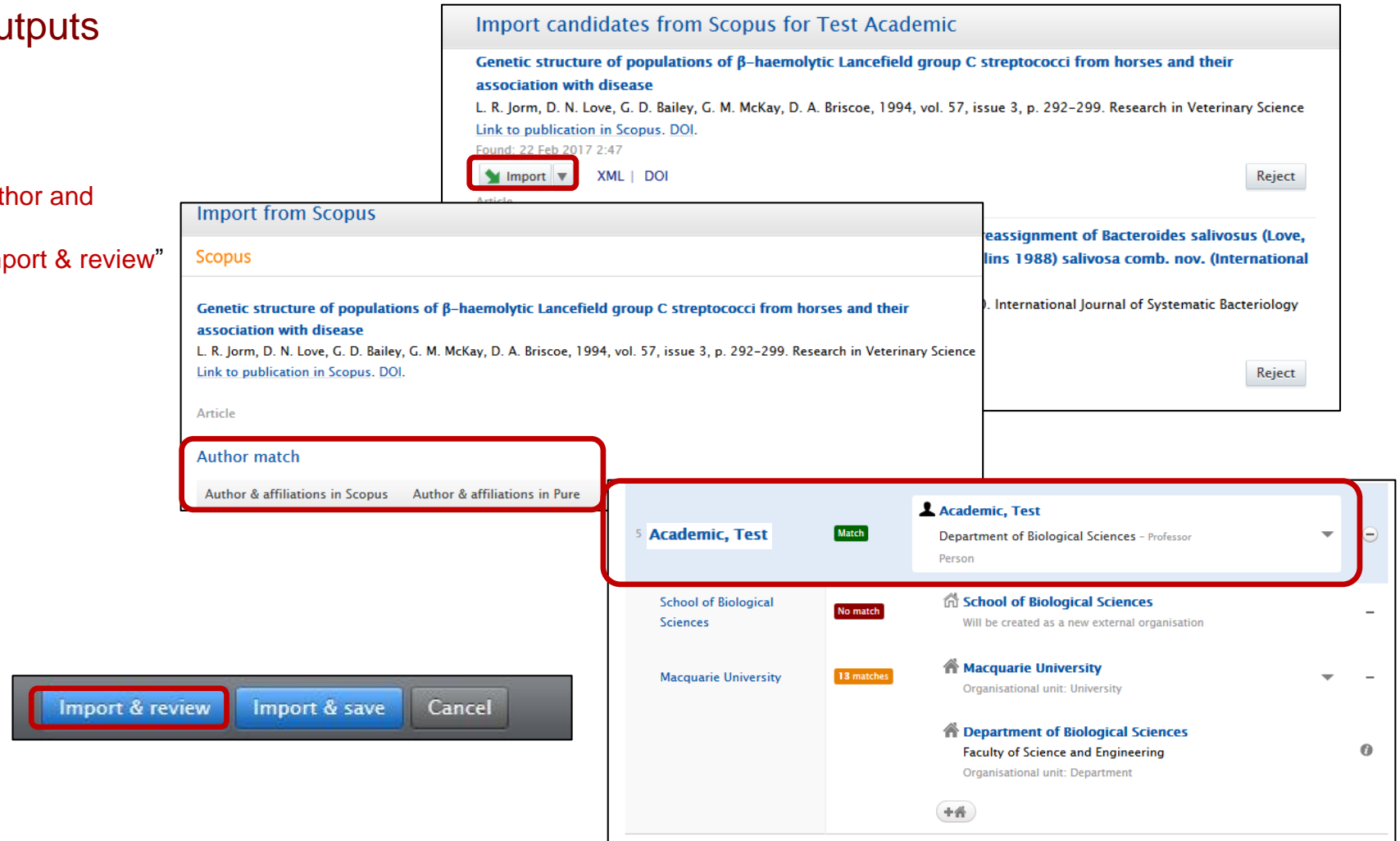
Comment/debate

# Pure Research Management System: Claiming a Research Output

## Step 3: Importing research outputs

If the publication is yours:

- Click on “**Import**”
- Make sure there is an “**Author match (Author and affiliations)**” with Scopus and in Pure.
- Once confirmed “**Author match**”, click “**Import & review**”



**Import candidates from Scopus for Test Academic**

**Genetic structure of populations of  $\beta$ -haemolytic Lancefield group C streptococci from horses and their association with disease**  
L. R. Jorm, D. N. Love, G. D. Bailey, G. M. McKay, D. A. Briscoe, 1994, vol. 57, issue 3, p. 292-299. Research in Veterinary Science  
[Link to publication in Scopus. DOI.](#)  
Found: 22 Feb 2017 2:47  
**Import** XML | DOI Reject

**Import from Scopus**

**Scopus**

**Genetic structure of populations of  $\beta$ -haemolytic Lancefield group C streptococci from horses and their association with disease**  
L. R. Jorm, D. N. Love, G. D. Bailey, G. M. McKay, D. A. Briscoe, 1994, vol. 57, issue 3, p. 292-299. Research in Veterinary Science  
[Link to publication in Scopus. DOI.](#)

Article

**Author match**

Author & affiliations in Scopus Author & affiliations in Pure

**Academic, Test** Match  
Department of Biological Sciences - Professor  
Person

**School of Biological Sciences** No match  
Will be created as a new external organisation

**Macquarie University** 13 matches  
Organisational unit: University

**Department of Biological Sciences**  
Faculty of Science and Engineering  
Organisational unit: Department

**Import & review** **Import & save** **Cancel**

# Pure Research Management System: Claiming a Research Output

---

## Step 4: Saving/ Logging out / asking for help

To progress your entry to the next stage of the workflow, where it will be checked by the Library and Research Office, select the status set “**For validation**” on the footer and select “**Save**”.

In the main screen select the Log out button in the top right-hand corner of the screen to log out of the system.

If there are any errors/issues please email the address below outlining the nature of the error or issue.

[rms.support@mq.edu.au](mailto:rms.support@mq.edu.au)

