


Research Hub

QUICK REFERENCE GUIDE

PURE RESEARCH MANAGEMENT SYSTEM



OPEN ACCESS AND FUNDING COMPLIANCE



OVERVIEW

This guide explains how to ensure research outputs are as openly accessible as possible (Open Access) and how to comply with Open Access policies of funding agencies (i.e ARC and NHMRC). Making research outputs as openly accessible as possible increases the impact of Macquarie's research on wider audiences and helps increase citation rates for our researchers.

You can find out more about Open Access at Macquarie University and its benefits in our [Open Access LibGuide](#).

Both **ARC** and **NHMRC** (as well as several other international funding agencies) have Open Access policies requiring that the research outputs resulting from funded research be made openly available to the public. Macquarie University also has an Open Access policy.

You can find out more about details of ARC and NHMRC Open Access policies, as well as Macquarie University Open Access policy following the links below:

ARC - <http://www.arc.gov.au/arc-open-access-policy>

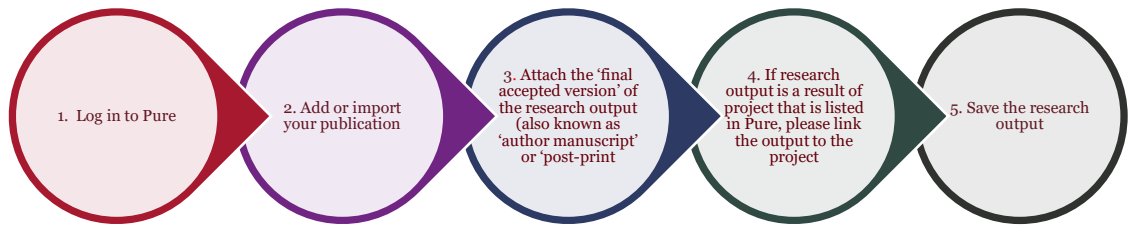
NHMRC - <https://www.nhmrc.gov.au/grants-funding/policy/nhmrc-open-access-policy>

Macquarie University - <https://staff.mq.edu.au/work/strategy-planning-and-governance/university-policies-and-procedures/policies/open-access>

To achieve maximum impact of your research outputs and comply with funding agency requirements please follow the process below.



PROCESS



STEPS

1. Go to <https://goto.mq.edu.au/myresearch> and log in with your **OneID** and **Password**.

Macquarie Home | Course Handbook | Library | Campus Map | Macquarie Contacts

Google Custom Search SEARCH

Student Portal | Staff | Online Units | E-Student

Macquarie University OneID Federated Access

You are here: Macquarie Home > Sign In

Welcome to the Authentication Service where your **OneID** provides access across the university and research sectors via the Australian Access Federation. Authentication is provided securely while preserving privacy. Federated access accommodates active collaboration and resource sharing amongst Federation members.

To learn more about OneID, check or change your password, and find out which systems use OneID authentication, visit <https://oneid.mq.edu.au>.

OneID

Password

Log Me In Now!

Note: Do not bookmark this page. Direct access to this page is not supported. To log into a particular service, please visit that service first.

2. Add/import the **research output** record and in the editing window attach the 'final accepted version' of the research output (also known as 'author manuscript' or 'post-print')



NOTE

There is no need to attach the 'publisher version' (also referred to as 'version of record' or 'VoR') of articles as we can source them from subscribed databases. Adding the final accepted version enables the Library to make research publications Open Access if permitted by publishers' policies, so **this step is very important**.

Final accepted version is the author's version of the manuscript of an article that has been accepted for publication and which includes any author-incorporated changes suggested through the processes of submission processing, peer review, and editor-author communications.

Final accepted versions normally do not include publisher added contributions such as copy-editing, formatting, technical enhancements and (if relevant) pagination. For most commercial publishers, the final accepted version is the only one allowed to be uploaded into an open access repository under the publishers' copyright agreements.

3. Scroll to the 'Electronic version(s), and related files and links' section and click **“Add electronic version (file, DOI, or link) ...”**

4. Select **“Upload an electronic version”**.

5. **Drag** the document or **browse** your computer for the document to attach the file.

6.
 - A. Select **‘Accepted author manuscript’** as the document version.
 - B. Set the ‘Public access to file’ to **‘Restricted’**.

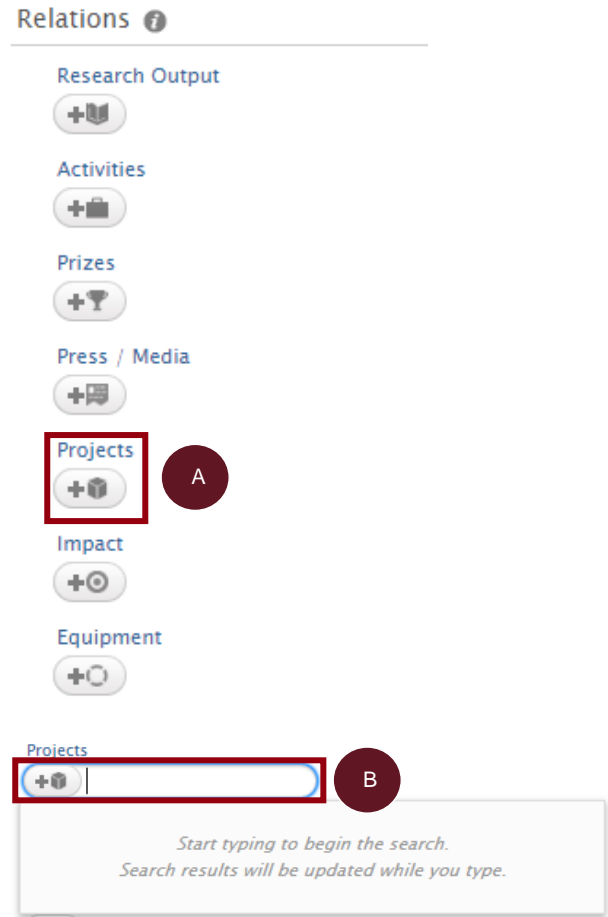


NOTE

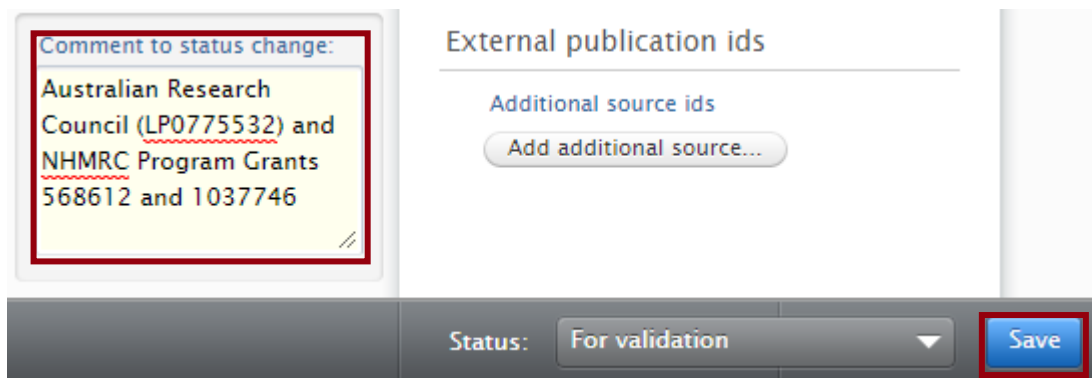
You are not required to populate other fields in the upload window above as the Library will check these and populate them as required.

7. If research output is a result of project that is listed in Pure, **link the research output to the project**.

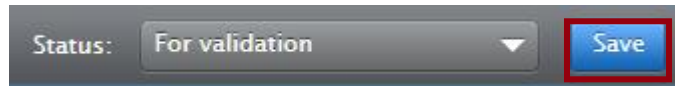
- A. Click the **Add project** button in the 'Relations' section.
- B. **Search for the project title** in the search bar.



8. If applicable, please **add a comment** in the box on the left side of the publication editing screen in Pure with the name(s) of the funding agencies and the associated grant number(s) that funded the research.



9. Click **Save** at the bottom of the window.



WHAT'S NEXT?

During the publication 'Validation' process in Pure, the Library will investigate options for making your research outputs Open Access. They will ensure that any conditions required by the publisher are complied with.

For additional help:



+61 2 9850-HELP (4357)



rms.support@mq.edu.au



[Log a OneHelp ticket](#)